


## 1. MEET

Get to know our client. Learn about the opportunity at hand.



## 2. RESEARCH

Review the client's industry and their marketplace.




## 3. BRAINSTORM

Think of ideas and solutions to the problem.



## 4. SKETCH

Sketch thumbnails (quick drawings of ideas), internal review.




## 5. ROUGH

More detailed drawings of our ideas. Design draft on computer, if needed.



## 6. PRESENT

Share ideas and discuss with client.




## 7. TWEAK

Revise selected mockup. Finalized artwork and text.



## 8. APPROVAL

Thumbs up from client and internal team.



## 9. LAUNCH

Prepare final files and... blast off!